



www.legacyacademy.com



547 Harrison Bridge Road  
Simpsonville, SC 29388

# Legacy Lines

*A Newsletter for Families*

*January 2022*

## Hi Families!

We hope you had a wonderful holiday season and enjoyed those special moments with your family! We are excited to kick off the New Year of 2022.

### Reminders:

- There are classroom move-ups happening this month in a few classrooms. The teacher will provide you with a list of things they might need.
- Check out your child's classroom to see all the fun activities they are doing, as well as daily connect for any updates!

## Take a Peek Inside ....

From the Desk of...	1
Framework for Their Future® ~ January	2
Enhanced Learning ~ January	3
Family Time: Talk Builds Babies' Brains	4
Family Time: Fluffy Snow Slime	5

## Let's Celebrate



**New Year's Day**  
Saturday, January 1<sup>st</sup>

**Martin Luther King Jr. Day**  
Monday, January 17<sup>th</sup>

## January Class Themes of the Month



### **Dreamers ~ Theme: Minnow Magic**

Our first month of the year brings many things to the infant classroom. Rhymes, fingerplays, songs, and loads of discovery are just a few of the plans to be carried out. The classroom will be alive with the sounds of happy babies exploring objects with their hands, feet, ears, eyes, noses, and little mouths. Rest assured, our teachers will take cues from your babies, allowing time for choices and self-initiated activities.



### **Travelers ~ Theme: Row, Row, Row Your Boat**

The New Year brings with it a delightful mix of classroom experiences. The creation of a boat book, winter weather activities, and sitting in a cardboard boat on a paper sea will delight your child. Fish matching, winter prop boxes, and sea snacks round out this dynamic month of winter wonder at Legacy Academy.



### **Adventurers ~ Theme: Rub-A-Dub-Dub**

Our classroom will come alive as our Adventurers imitate and pretend while exploring building and art materials. They will respond to and identify pictures and photographs. Nursery rhymes, flannel boards, fingerplays, songs, and circle time are but a few activities to engage and delight. As always, we will weave letters and numbers into everything we do during this kick off to a great New Year.



### **Discoverers ~ Theme: Whale Tales**

So much is happening this month as our Discoverers will learn about the sea and winter. Opportunities for art (wait until you see our self-portraits), cooking, literacy, colors, and shapes will be the glorious start to a new calendar year. You've never imagined so many different kinds of fish or winter symbols



### **Voyagers ~ Theme: Do You Know My Friend the Sea?**

Programming this month will send our Voyagers on missions of winter fun and about the creatures of the sea. We will focus on letter sounds and reinforce letter recognition for our eager learners. Clean-up time to the music of the waves, beach ball rhymes, and a fun circle challenge are but a few engaging activities. Don't forget fingerplays, fun rhymes, and crafts that delight.



### **Explorers ~ Theme: Challenge My Body and Mind**

Your kindergarten student will explore concepts of self-help and awareness as it relates to safety, personal health, and hygiene. With the New Year here, our Navigators will master the effective ways to better care for their bodies and their minds. A healthy child makes for a happy child. We love that about our Legacy Academy learners.

## January

### Dreamers



**Math-** Dreamers will work on their seriation skills as they go fishing for shapes. They will work on recognizing object size differences as they choose between large and small frogs.

**Science-** January is all about discovery as infants get a chance at sensory exploration with water and find their belly buttons!

**Social Studies-** January's Social Studies Enhanced Learning lessons will focus on sleepy time and teaching your baby how special they are.

### Travelers




**Math-** Travelers will work on their color differentiation skills as they explore with color boats and categorize between color and black and white objects.

**Science-** Toddlers will learn about how different sea animals walk, swim, and bob their way through life and have the opportunity to explore sand and water.

**Social Studies-** Travelers will get a chance to work as a group as they become a school of fish! They will also learn about going to the doctor and get a chance to play doctor as they check the vitals of their patients.

### Adventurers



**Math-** Adventurers will hop on down to the bay as they work on their shape recognition skills. They will also work on these skills as they match shaped fish with their corresponding fish bowls.

**Science-** Adventurers will learn about salt water and the differences between land and sea animals.

**Social Studies-** Adventurers will learn about firefighters this month and how much they help their community. They will also learn how to turn a crabby mood into a good one!

### Discoverers




**Math-** Discoverers will have a whale of a tale as they hone their counting skills with whale counting and measuring whale spouts!

**Science-** 3-year olds will dive into the sea as we learn about animals that are hatched from eggs and lots of cool things about octopuses.

**Social Studies-** This month, Discoverers will learn about our postal system and how letters get to their destination. They will also learn about the different oceans and their locations.

### Voyagers



**Math-** Voyagers will get a chance to keep time as they determine if they need seconds or minutes to complete various activities. They will also work on their understanding of numbers and their relationships to object quantities when they determine if there is more or less of different objects.

**Science-** 4-year olds will learn about what makes mammals unique and they will dive into all of the zones of the ocean!

**Social Studies-** This month, Voyagers will learn about islands and will practice following directions as they get a chance to call the shots during Simon Says!



## Talk Builds Babies' Brains

According to the Center on the Developing Child at Harvard University, babies' brains are developing more than 1 million new neural connections every second. Young brains are built through **serve-and-return interactions**; when an infant or a young child babbles, gestures, or cries, and an adult responds neural connections are built and strengthened in the child's brain that support the development of


communication and social skills. These brain-building interactions don't have to be complicated, below are six simply strategies to boost your child's brain development through talk.

### Make More Time for Talk


- Try to find 25-minute blocks during the day when you can focus on talking with your child
- Talk about what you're doing and thinking. Turn daily routines and activities into opportunities for talk.
- Avoid too much screen time when your child isn't interacting with anyone, or use TV time as an opportunity to talk about what's happening in the story they are watching.

Talk  
Talk  
Talk


### Build More Back-and-Forth

- Double Down: each time you get one back-and-forth exchange with your child try to make it two! 
- Tune in and respond to what they look at, do, and say. Notice what your child is interested in and engage with them on that topic.
- Avoid interrupting or appearing disinterested when your child tries to talk back to you or to get your attention.


## January Books



**The Rainbow Fish**  
By: Marcus Pfister



**The Snowy Day**  
By: Ezra J. Keats



**Same Difference**  
By: Calida Gracia Rowles

## Fluffy Snow Slime



### Ingredients

- ½ cup of white glue
- 3 cups of shaving cream
- ½ tsp of baking soda
- 1 Tbsp of saline solution
- Glitter if desired

### Directions

1. Add 3 cups of foam shaving cream to a bowl
2. Gently mix in ½ cup of white glue
3. Stir in ½ tsp baking soda
4. Mix in 1 Tbsp saline solution and stir until slime forms and pulls away from the sides of the bowl. \*Kneading your slime after mixing helps to improve its consistency
5. Sprinkle with glitter if desired

If your slime feels too sticky, you may need a few more drops of saline solution. Start by squirting drops of the solution onto your hands and kneading your slime longer. Repeat the process until the desired consistency is achieved. Add slowly as you can always add, but you can't take away.

\*Intended for children over the age of 3 years

Activity and Photo from [www.littlebinsforlittlehands.com](http://www.littlebinsforlittlehands.com)